



Warning & Caution

WARNING:
This product must be used in a correct grounded electrical environment; ground defects can create severe problems to the equipment, the picture quality and even cause danger for the user.

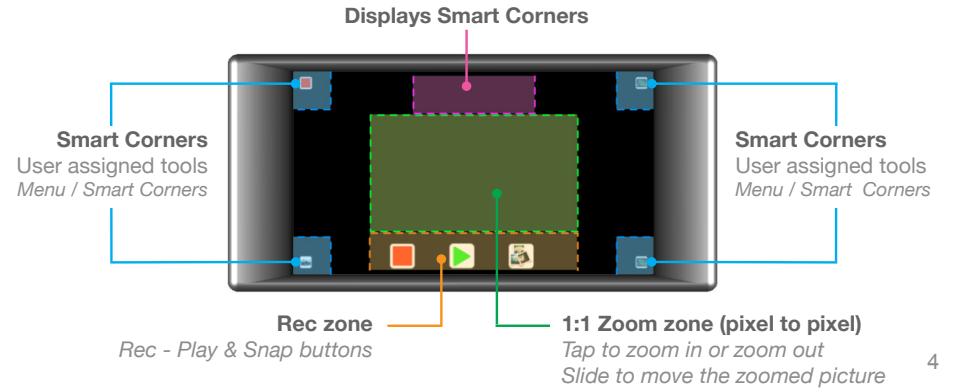
Copyright law and international treaties protect this product, its design and its software. One or several international patents apply to the StarliteHD. Unauthorized reproduction or distribution of this product or its design or its software or any portion of them, may result in severe civil and criminal penalties, and will be prosecuted to the maximum extent possible under the law.

CAUTION:
Warranty is void as the product is opened. The unit contains electrostatic sensitive devices, which can be damaged or destroyed if you touch them. Very high voltage is present in the product and there is some risk of electric shock if opened by a non-accredited technician. Standard ESD procedures must be strictly followed during disassembly/re-assembly of the unit.

The user and/or technician assume full responsibility or any risk of bodily injury, death or property damage

Home view - Smart Corners

StarliteHD

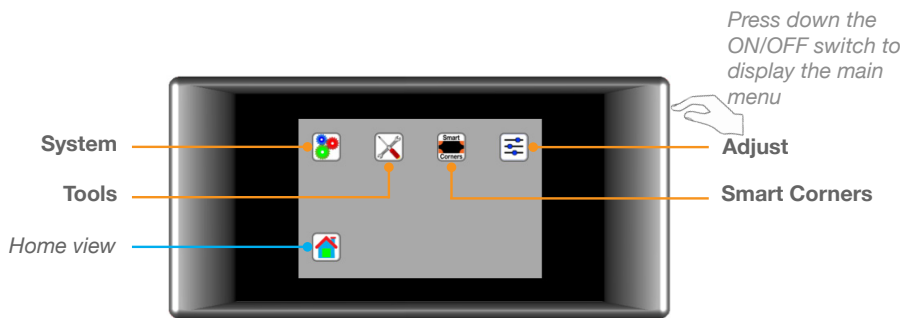


3

4

Main menu

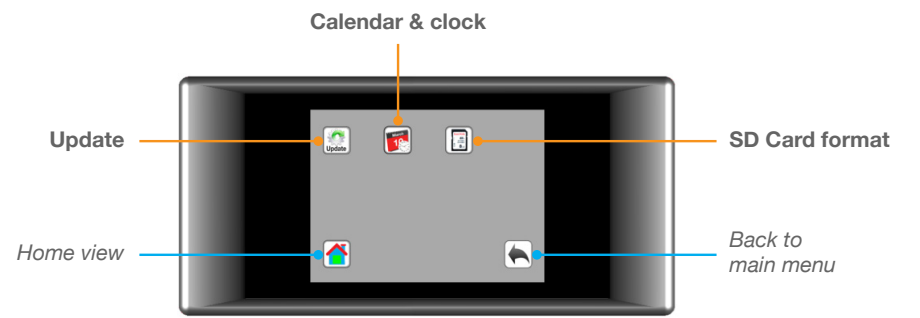
StarliteHD



5

System menu

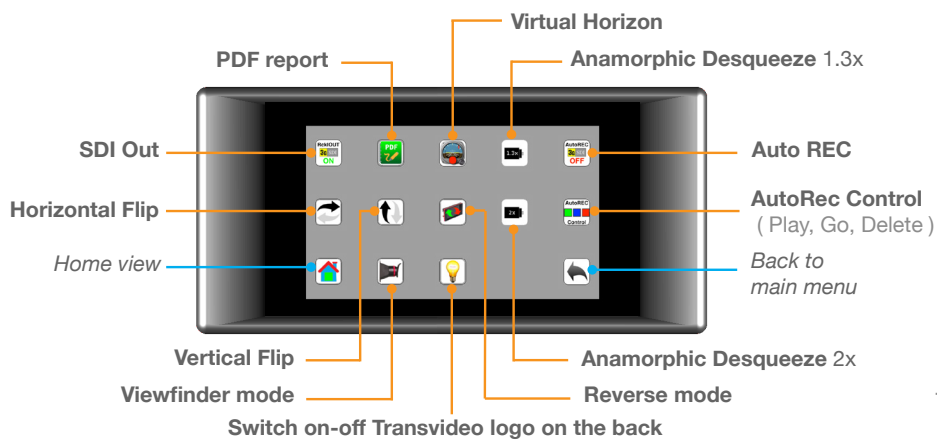
StarliteHD



6

Tools menu

StarliteHD



7

Virtual Horizon

StarliteHD



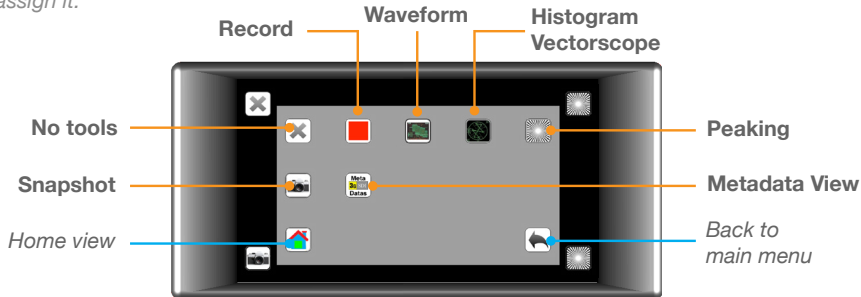
From the main menu, select Tools icon then activate Virtual Horizon
When you see the horizontal bar on the top of the monitor screen, tap on CAL button.
The green bubble indicates that your monitor is on level.

8

Smart corners menu

StarliteHD

To assign a tool to a smart corner: select a tool, then choose the corner to which you want to assign it.




9

Adjust menu

StarliteHD

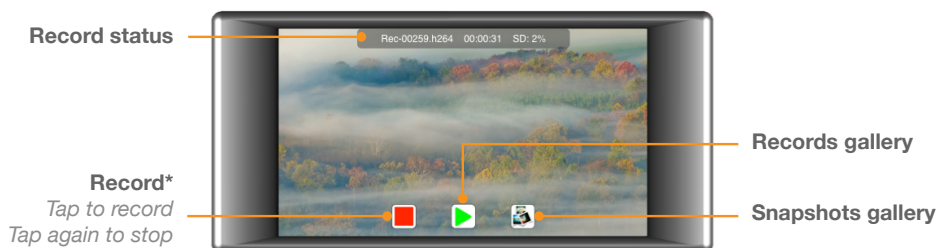
Slide to adjust Luminosity, Brightness or Contrast then validate by pushing
Push Reset to restore default values.



10

Recording / Playing

StarliteHD

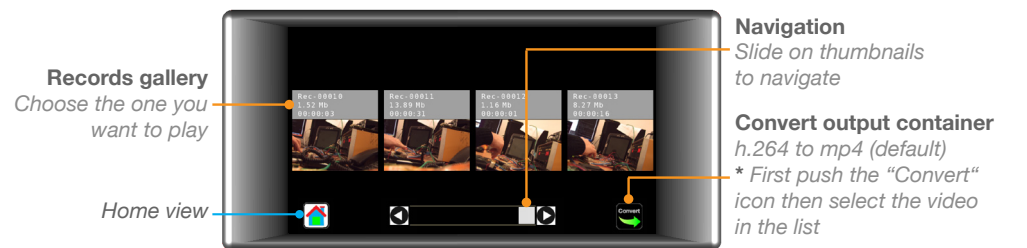


* All supported standards

11

Recording / Playing / Converting

StarliteHD



* Please note that old converted files with the same name will be overridden

12

▶ Recording / Playing

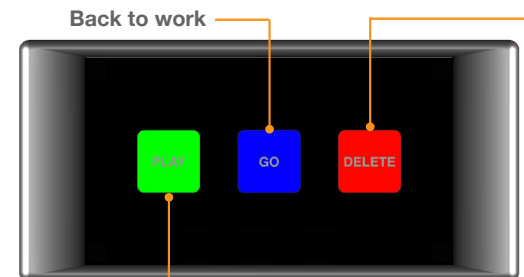
StarliteHD



13

▶ Auto REC

StarliteHD



Play the latest record

Auto REC control is only available for build 112 and later. You can read the build version on the monitor startup screen.

14

▶ Mechanics & connectors

StarliteHD



Transvideo mounting system with 1/4-20 thread
To attach the monitor from the back - To mount a battery adapter

15

▶ Technical specifications

StarliteHD

Video input	1 x 3G / HD / SDI	Color temperature	D56
Video output	1 x 3G / HD / SDI	AvengerLeveler™	yes
Supported Standards	3G: 1080 / 50p, 60p	Power	5 to 30V DC (-1, +2)
	HD: 1080 / 50i, 60i		Lemo 2 Mini (EGG.0B.302 CLL)
	1080 / 24p, 25p, 30p	Power Cons.	6W
	1080 / 24psf, 25psf	SD card slot	yes
Display type & size	AMOLED - 5 inches	Dimensions (w x h x d)	144 x 68 x 27 mm 5,66 x 2,67 x 1,06 inches
		Weight	< 200g / 0.5 lbs
Pixels	Picture zone 1280 x 720		
Contrast ratio	3400:1		
Viewing angle	±80° H & V		
Brightness max	380 Nits		

16

▶ Configuration File

StarliteHD

You can generate a file which gives :

- Possibility to convert the output container from h.264 to mp4 (default) or mkv.
- Possibility to adjust the compression level and to choose intra mode for coding.
- Possibility to choose a default name for the clips.
- And so on.

Options are set online on our web site, a file is generated and placed manually onto the SD card.

For more information, visit <http://www.transvideo.eu/support-StarliteHD>

17

▶ How to update

StarliteHD

Step 1

Plug the SD card into your computer.

Download and unzip the latest software release (the downloaded file is in zip format) using your archive utility application.

Open the unzipped folder then copy the file maj.tar.gz and paste it at the root of the SD card.

Do not rename the file on the SD card.

Step 2

Plug the SD card into the monitor.

Turn ON the monitor then push down the menu button.

Select the Settings icon  then choose Update.

Validate your choice and wait...

18

▶ How to update

StarliteHD

Step 3

During the update, you can read the following information on the screen.

- Do not disconnect your monitor from the power supply.
- Full system update : may require more than 30 minutes.
- Applicative update in progress.

After a successful update, the monitor displays "Your monitor is up to date".

If an error occurs, a report is generated.

You can read the online version at <http://www.transvideo.eu/support-StarliteHD>

19

▶ Accessories

StarliteHD

 <p>Mini 3D Swing Arm for ARRI™ The clamp for slide on the top allows to mount the monitor from the bottom slide, its back or any extra slide. Includes a special 3/8"-16 male thread on the bottom. P/N 918TS0261</p>	 <p>Viewfinder Adapter 3 x aspherical magnifier. Converts the StarliteHD to a viewfinder. P/N 918TS0266</p>
 <p>Battery Back To be mounted on the back of the monitor. For Sony L/M series - Panasonic, JVC, Hitachi 7.2V LI-ION. P/N 918TS0251</p>	 <p>Sun Hood Material sun hood. Protects the screen from direct sun. P/N 918TS0265</p>
 <p>Battery Back To be mounted on the back of the monitor. For Canon BP 900 series 7.2V LI-ION. P/N 918TS0262</p>	 <p>Transportation cover plate Protects the StarliteHD against dust and shocks during transportation. P/N 918TS0268</p>

20

▶ TRANSDVIDEO EQUIPEMENT LIMITED WARRANTY

Transvideo S.A gives the warranty set forward below.

The limited warranty is only effective upon presentation of your Bill of Sale or other proof of purchase.

Transvideo equipment is warranted under normal use, against defective materials or workmanship as follows:

Parts: Defective parts will be exchanged for new parts or comparable rebuilt parts for a period of TWO YEARS from the date of original purchase.

Labor: For a period of TWO YEARS from the date of original purchase, labor will be provided free of charge by our factory service centers or designated service facilities located in country where the product have been purchased, or by the factory.

When returning equipment under this warranty, you must pre-pay the shipping charges, and you must enclose the Bill of Sale or other proof of purchase with a complete explanation of the problem.

During your TWO-YEAR warranty period, repairs will be made and the equipment return-shipped to you free of charge.

After your warranty period is over, you will be given an estimate of the cost of repair and an opportunity to approve or disapprove of the repair expense before it is incurred. If you approve, repairs will be made and the equipment return shipped to you. (shipping charges apply). If you disapprove, we will return-ship the equipment at no charge to you. (shipping charges apply).

21

If the equipment is defective as a result of leaking batteries, sand, dirt or water damage; If defects or damages are caused by the use of unauthorized parts or by service other than our authorized agent.

If the equipment is defective as a result of leaking batteries, sand, dirt or water damage; If defects or damages are caused by the use of unauthorized parts or by service other than our authorized agent.

This Limited Warranty does not cover cabinet (exterior finish).

This warranty does not cover units sold to military operations or avionics. These uses are covered only by such specific warranty as Transvideo may issue with such sales.

This Limited Warranty does not apply to accessories or consumables for the product, which are sold "AS IS", without warranty of any kind by Transvideo.

Please retain this warranty card and your Bill of Sale as a permanent record of your purchase. This card is most important in order to be sure you are contacted right away should there be a safety inspection, modification or product recall under applicable laws or regulations.

23

Non-Transvideo brand peripheral equipment and software which may be distributed with Transvideo products are sold "AS IS" without warranty of any kind by Transvideo, including any implied warranty regarding merchantability or fitness for a particular purpose. The manufacturer or producer gives the sole warranty with respect to such non-transvideo brand items thereof : Transvideo shall have no responsibility under this limited warranty for use of Transvideo product in conjunction with incompatible equipment or peripheral equipment.

In order to obtain warranty service, contact the authorized Transvideo retail dealer from whom you purchased the product or contact the factory :

By phone +33 2 3232 2761 By fax +33 2 3260 1479 By email service@transvideo.eu

You will be directed to the nearest service facility for your product.

If there is no service facility in your region, you will receive a RAN (Return Authorization Number) and instruction to return your product to the factory.

This Limited Warranty covers all defects encountered in normal use of the equipment and does not apply in the following cases: Loss or damage to the equipment due to abuse, mishandling, accident, improper maintenance, or failure to follow operating instructions.

22

NO IMPLIED WARRANTY, INCLUDING MERCHANTABILITY AND FITNESS FOR A PARTICULAR PURPOSE APPLIES TO THIS EQUIPMENT AFTER THE APPLICABLE PERIOD OF EXPRESS WARRANTY OR GUARANTY, EXCEPT AS MENTIONED ABOVE, GIVEN BY ANY PERSON, FIRM OR CORPORATION WITH RESPECT TO THIS EQUIPMENT SHALL BIND THE UNDERSIGNED.. TRANSDVIDEO SHALL NOT BE LIABLE FOR LOSS OF REVENUES OR PROFITS, EXPENSE FOR SUBSTITUTE EQUIPMENT OR SERVICE, STORAGE CHARGES, LOSS OF DATA, OR ANY OTHER SPECIAL, INCIDENTAL OR CONSEQUENTIAL DAMAGES CAUSED BY THE USE, MISUSE OR INABILITY TO USE THE PRODUCT, REGARDLESS OF THE LEGAL THEORY ON WHICH THE CLAIM IS BASED, AND EVEN IF TRANSDVIDEO HAS BEEN ADVISED OF THE POSSIBILITY OF SUCH DAMAGES. NOR SHALL RECOVERY OF ANY KIND AGAINST TRANSDVIDEO BE GREATER THAN THE PURCHASE PRICE OF THE P>RODUCT SOLD BY TRANSDVIDEO AND CAUSING THE ALLEGED DAMAGE. WITHOUT LIMITING THE FOREGOING, YOU ASSUME ALL RISK AND LIABILITY FOR LOSS, DAMAGE OR INJURY TO YOU AND YOUR PROPERTY AND TO OTHERS AND THEIR PROPERTY ARISING OUT OF USE, MISUSE OR INABILITY TO USE THE PRODUCT NOT CAUSED DIRECTLY BY THE NEGLIGENCE OF TRANSDVIDEO. THIS WARRANTY SHALL NOT EXTEND TO ANYONE OTHER THAN THE ORIGINAL PURCHASER OF THIS EQUIPMENT.

24